

NAV

\$102.57 (prev. week: \$104.13)

Total number of holdings

83

Fund Manager

Paladigm Capital Pte Ltd

Investment Adviser

Schroder & Co (Asia) Limited



Asset Manager of the Year
Schroders Group
Financial News Asset
Management Awards
2019



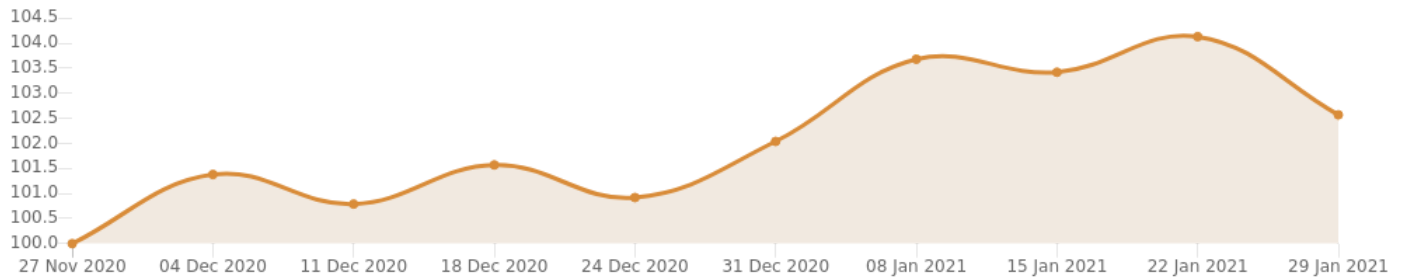
Best-in-class
Multi-Asset Strategies
Schroders Singapore
BENCHMARK
Fund of The Year Awards
2019



Performance

Year-to-Date: -1.5%

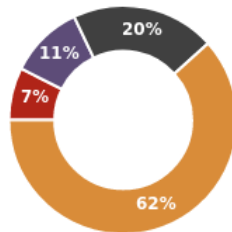
Year-to-Date, annualized: -19.48%



27 November 2020 marks the end of the Initial Offer Period

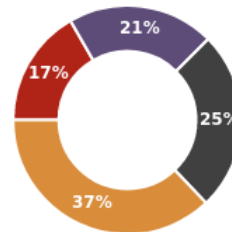
Asset allocation

- Commodities
- Cash
- Fixed Income
- Equities

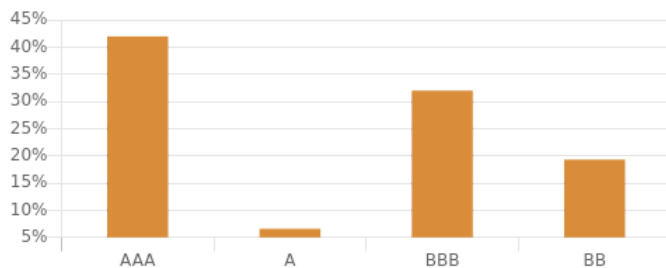


Regional allocation

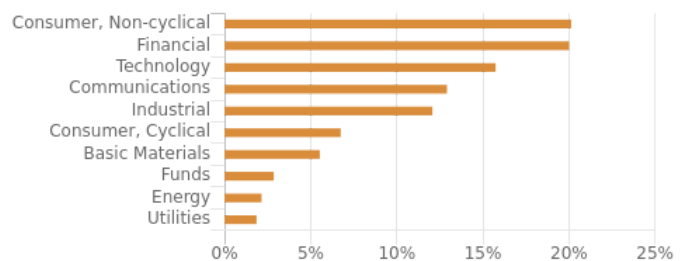
- South-Eastern Asia
- Eastern Asia
- Europe
- North America



Fixed Income allocation



Equity Sector allocation



Top ten holdings

ISHARES PHYSICAL GOLD ETC	8.28%	VANG S&P500 USDD	1.97%
MAPLETREE LOGISTICS TRUST	3.59%	MICROSOFT CORP	1.90%
ISHARES USD TREASURY 3-7YR	3.38%	ISHARES USD TRES 20PLUS YR	1.88%
ISHARES USD TIPS	2.63%	PARKWAYLIFE REAL ESTATE	1.87%
THERMO FISHER SCIENTIFIC INC	2.36%	CAPITALAND INTEGRATED COMMER	1.80%

Disclaimer:

This disclosure is intended to be for information purposes only and it is not intended as promotional material in any respect. The material presented is not intended as an offer or solicitation for the purchase or sale of any financial instrument. The material presented is not intended to provide, and should not be relied upon for, accounting, legal or tax advice, or investment recommendations.

No part of this material may be reproduced in any manner without the prior written permission of Paladigm Capital Pte Ltd.

For accredited investors only.

Past performance is not a guide to future performance. The value of investments and the income received from them can fall as well as rise. Investors may not get back the amount invested.