

NAV

\$ 112.27 (prev. week: \$ 110.43)

ISIN

SGXZ66889239

Fund Manager

Paladigm Capital Pte Ltd

Investment Adviser

Schroder & Co (Asia) Limited



Asset Manager of the Year  
Schroders Group  
Financial News Asset Management Awards 2019



Best-in-class Multi-Asset Strategies  
Schroders Singapore  
BENCHMARK Fund of The Year Awards 2019



Performance

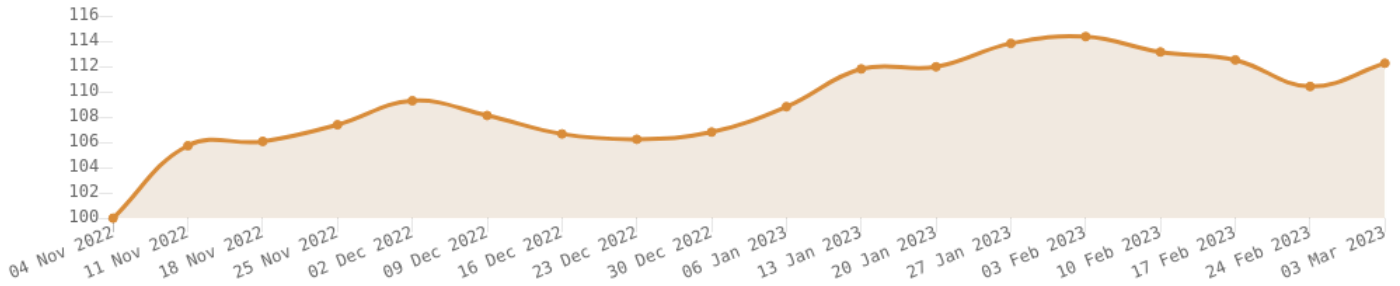
1W: 1.67%

1M: -1.84%

3M: 3.83%

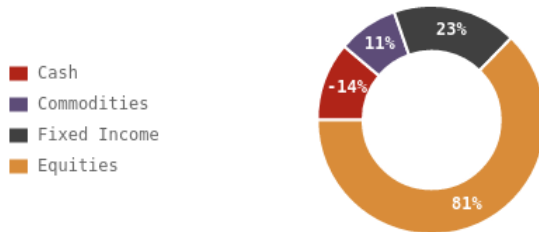
1Y: 0%

YTD: 5%

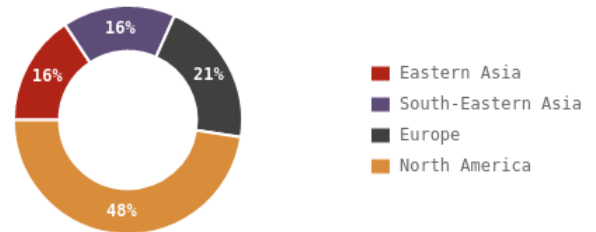


27 November 2020 marks the end of the Initial Offer Period

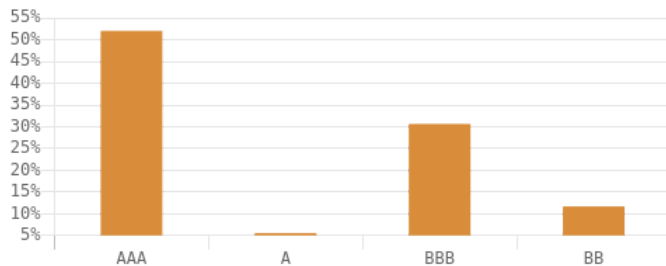
Asset allocation



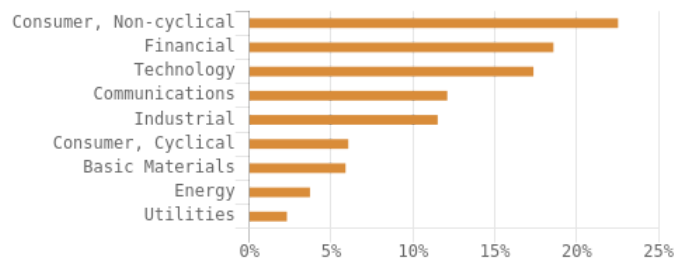
Regional allocation



Fixed Income allocation



Equity Sector allocation



Top ten holdings

|   |       |                              |       |
|---|-------|------------------------------|-------|
| IMAPS PALADIGM QUANTUMROCK CRISIS ALPHA ETI | 6.11% | THERMO FISHER SCIENTIFIC INC | 2.20% |
| INVESCO US TREASURY DIST                    | 4.76% | ISHARES USD TREASURY 3-7YR   | 1.74% |
| T 3 ¼ 05/15/42 GOVT                         | 3.82% | PARKWAYLIFE REAL ESTATE      | 1.53% |
| L&G ENHANCED COMM UCITS ETF                 | 3.51% | CAPITALAND INTEGRATED COMMER | 1.51% |
| MICROSOFT CORP                              | 2.25% | ASTRAZENECA PLC              | 1.50% |

Disclaimer:

This disclosure is intended to be for information purposes only and it is not intended as promotional material in any respect. The material presented is not intended as an offer or solicitation for the purchase or sale of any financial instrument. The material presented is not intended to provide, and should not be relied upon for, accounting, legal or tax advice, or investment recommendations.

No part of this material may be reproduced in any manner without the prior written permission of Paladigm Capital Pte Ltd.

For accredited investors only.

Past performance is not a guide to future performance. The value of investments and the income received from them can fall as well as rise. Investors may not get back the amount invested.